

POWER SKY (H.K.) LTD.

ZMM 1...ZMM200

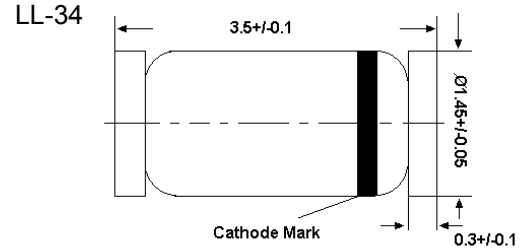
SILICON PLANAR POWER ZENER DIODES

in MiniMELF case especially for automatic insertion. The Zener voltages are graded according to the international E 24 standard. Smaller voltage tolerances and higher Zener voltages are upon request.

These diodes are also available in DO-35 case with the type designation BZX55C...

These diodes are delivered taped.

Details see "Taping".



Glass case MiniMELF

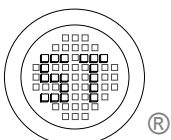
Weight approx. 0.05g
Dimensions in mm

Absolute Maximum Ratings ($T_a = 25^\circ\text{C}$)

	Symbol	Value	Unit
Zener Current see Table "Characteristics"			
Power Dissipation	P_{tot}	500 ¹⁾	mW
Junction Temperature	T_j	175	$^\circ\text{C}$
Storage Temperature Range	T_s	-55 to +175	$^\circ\text{C}$
¹⁾ Valid provided that electrodes are kept at ambient temperature			

Characteristics at $T_{\text{amb}} = 25^\circ\text{C}$

	Symbol	Min.	Typ.	Max.	Unit
Thermal Resistance Junction to Ambient Air	R_{thA}	-	-	0.3 ¹⁾	K/mW
¹⁾ Valid provided that electrodes are kept at ambient temperature					



SEMTECH

Sales by Power Sky (HK) Ltd.



ISO 9001:2000
Certificate No. 3559-1996-AQ-RGC-RVA

Dated : 03/05/2003

POWER SKY (H.K.) LTD.

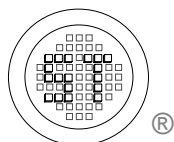
ZMM 1...ZMM200

Type	Zener Voltage Range ¹⁾			Dynamic Resistance			Reverse Leakage Current			Temp coefficient of Zener Voltage
	V _{znom} V	I _{ZT} mA	for V _{ZT} ²⁾ V	r _{ZJT} Ω	r _{ZJK} at I _{ZK} Ω	I _{ZK} mA	T _a =25°C μA	T _a = 125°C μA	I _R at V _R V	TKvz %/K
ZMM 1 ³⁾	0.75	5	0.7...0.8	<8	<50	1	--	--	--	-0.26...-0.23
ZMM 2.0	2.0	5	1.80...2.15	<85	<600	1	<100	<200	1	-0.09...-0.06
ZMM 2.2	2.2	5	2.08...2.33	<85	<600	1	<75	<160	1	-0.09...-0.06
ZMM 2.4	2.4	5	2.28...2.56	<85	<600	1	<50	<100	1	-0.09...-0.06
ZMM 2.7	2.7	5	2.5...2.9	<85	<600	1	<10	<50	1	-0.09...-0.06
ZMM 3.0	3.0	5	2.8...3.2	<85	<600	1	<4	<40	1	-0.08...-0.05
ZMM 3.3	3.3	5	3.1...3.5	<85	<600	1	<2	<40	1	-0.08...-0.05
ZMM 3.6	3.6	5	3.4...3.8	<85	<600	1	<2	<40	1	-0.08...-0.05
ZMM 3.9	3.9	5	3.7...4.1	<85	<600	1	<2	<40	1	-0.08...-0.05
ZMM 4.3	4.3	5	4.0...4.6	<75	<600	1	<1	<20	1	-0.06...-0.03
ZMM 4.7	4.7	5	4.4...5.0	<60	<600	1	<0.5	<10	1	-0.05...+0.02
ZMM 5.1	5.1	5	4.8...5.4	<35	<550	1	<0.1	<2	1	-0.02...+0.02
ZMM 5.6	5.6	5	5.2...6.0	<25	<450	1	<0.1	<2	1	-0.05...+0.05
ZMM 6.2	6.2	5	5.8...6.6	<10	<200	1	<0.1	<2	2	0.03...0.06
ZMM 6.8	6.8	5	6.4...7.2	<8	<150	1	<0.1	<2	3	0.03...0.07
ZMM 7.5	7.5	5	7.0...7.9	<7	<50	1	<0.1	<2	5	0.03...0.07
ZMM 8.2	8.2	5	7.7...8.7	<7	<50	1	<0.1	<2	6.2	0.03...0.08
ZMM 9.1	9.1	5	8.5...9.6	<10	<50	1	<0.1	<2	6.8	0.03...0.09
ZMM 10	10	5	9.4...10.6	<15	<70	1	<0.1	<2	7.5	0.03...0.1
ZMM 11	11	5	10.4...11.6	<20	<70	1	<0.1	<2	8.2	0.03...0.11
ZMM 12	12	5	11.4...12.7	<20	<90	1	<0.1	<2	9.1	0.03...0.11
ZMM 13	13	5	12.4...14.1	<26	<110	1	<0.1	<2	10	0.03...0.11
ZMM 15	15	5	13.8...15.6	<30	<110	1	<0.1	<2	11	0.03...0.11
ZMM 16	16	5	15.3...17.1	<40	<170	1	<0.1	<2	12	0.03...0.11
ZMM 18	18	5	16.8...19.1	<50	<170	1	<0.1	<2	13	0.03...0.11
ZMM 20	20	5	18.8...21.2	<55	<220	1	<0.1	<2	15	0.03...0.11
ZMM 22	22	5	20.8...23.3	<55	<220	1	<0.1	<2	16	0.04...0.12
ZMM 24	24	5	22.8...25.6	<80	<220	1	<0.1	<2	18	0.04...0.12
ZMM 27	27	5	25.1...28.9	<80	<220	1	<0.1	<2	20	0.04...0.12
ZMM 30	30	5	28...32	<80	<220	1	<0.1	<2	22	0.04...0.12
ZMM 33	33	5	31...35	<80	<220	1	<0.1	<2	24	0.04...0.12
ZMM 36	36	5	34...38	<80	<220	1	<0.1	<2	27	0.04...0.12
ZMM 39	39	2.5	37...41	<90	<500	0.5	<0.1	<5	30	0.04...0.12
ZMM 43	43	2.5	40...46	<90	<500	0.5	<0.1	<5	33	0.04...0.12
ZMM 47	47	2.5	44...50	<110	<600	0.5	<0.1	<5	36	0.04...0.12
ZMM 51	51	2.5	48...54	<125	<700	0.5	<0.1	<10	39	0.04...0.12
ZMM 56	56	2.5	52...60	<135	<700	0.5	<0.1	<10	43	0.04...0.12
ZMM 62	62	2.5	58...66	<150	<1000	0.5	<0.1	<10	47	0.04...0.12
ZMM 68	68	2.5	64...72	<200	<1000	0.5	<0.1	<10	51	0.04...0.12
ZMM 75	75	2.5	70...79	<250	<1000	0.5	<0.1	<10	56	0.04...0.12
ZMM 82	82	2.5	77...87	<300	<1500	0.25	<0.1	<10	62	0.05...0.12
ZMM 91	91	1	85...96	<450	<2000	0.1	<0.1	<10	68	0.05...0.12
ZMM 100	100	1	94...106	<450	<5000	0.1	<0.1	<10	75	0.05...0.12
ZMM 110	110	1	104...116	<600	<5000	0.1	<0.1	<10	82	0.05...0.12
ZMM 120	120	1	114...127	<800	<5500	0.1	<0.1	<10	91	0.05...0.12
ZMM 130	130	1	124...141	<950	<6000	0.1	<0.1	<10	100	0.05...0.12
ZMM 150	150	1	138...156	<1250	<6500	0.1	<0.1	<10	110	0.05...0.12
ZMM 160	160	1	153...171	<1400	<7000	0.1	<0.1	<10	120	0.05...0.12
ZMM 180	180	1	168...191	<1700	<8500	0.1	<0.1	<10	130	0.05...0.12
ZMM 200	200	1	188...212	<2000	<10000	0.1	<0.1	<10	150	0.05...0.12

1) Tested with pulses t_p = 20 ms.

2) Valid provided that electrodes are kept at ambient temperature

3) The ZMM1 is a silicon diode with operation in forward direction. Hence, the index of all parameters should be "F" instead of "Z". Connect the cathode electrode to the negative pole.



SEMTECH

Sales by Power Sky (HK) Ltd.

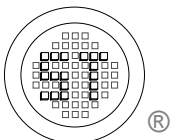
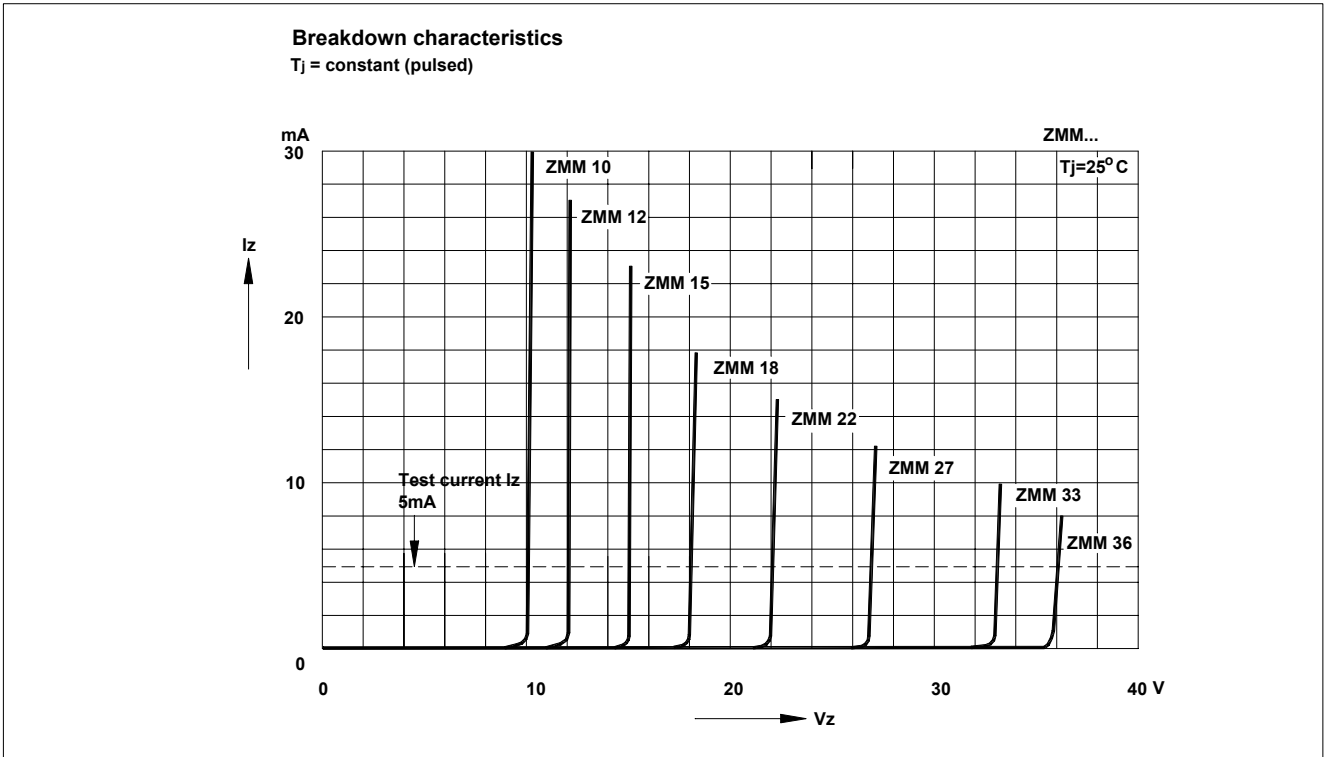
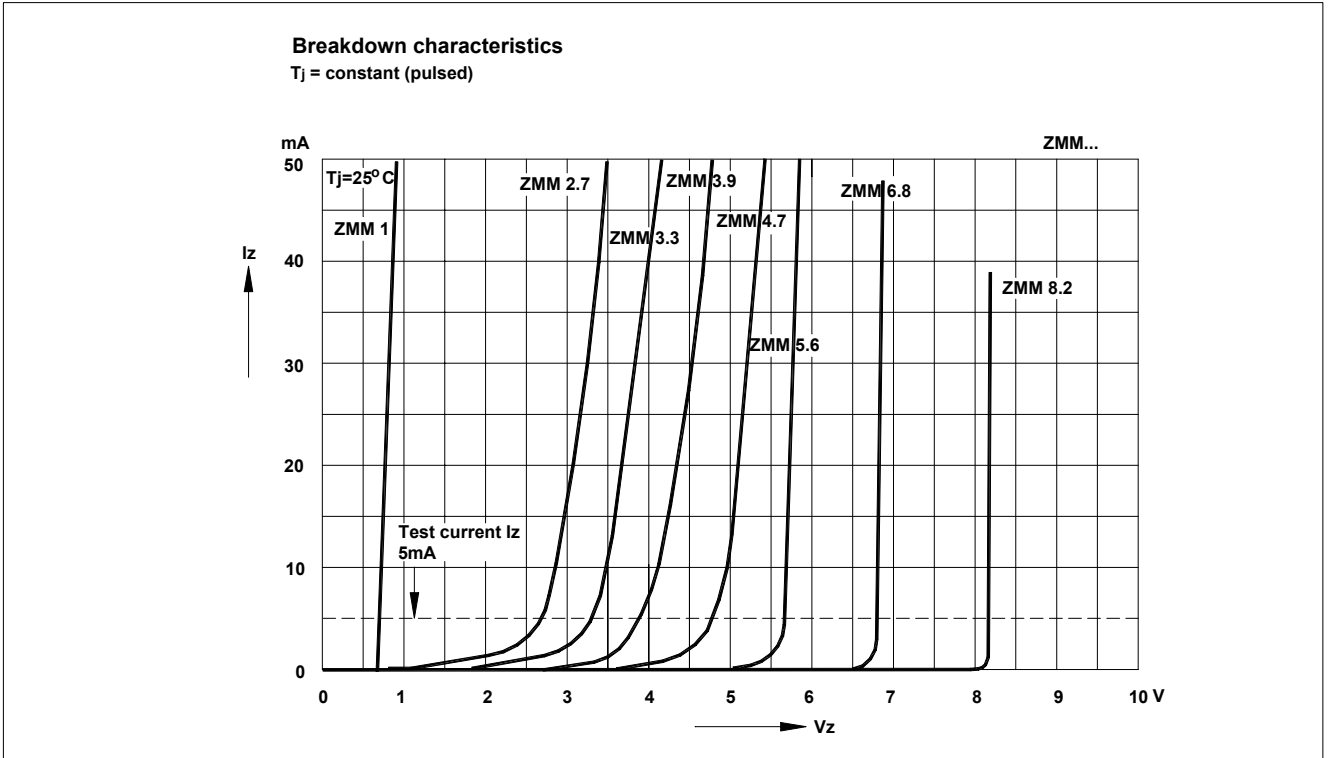


ISO 9001:2000
Certificate No. 3559-1996-AQ-RGC-RVA

Dated : 03/05/2003

POWER SKY (H.K.) LTD.

ZMM 1...ZMM200



SEMTECH

Sales by Power Sky (HK) Ltd.

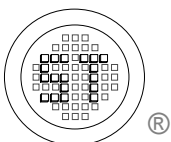
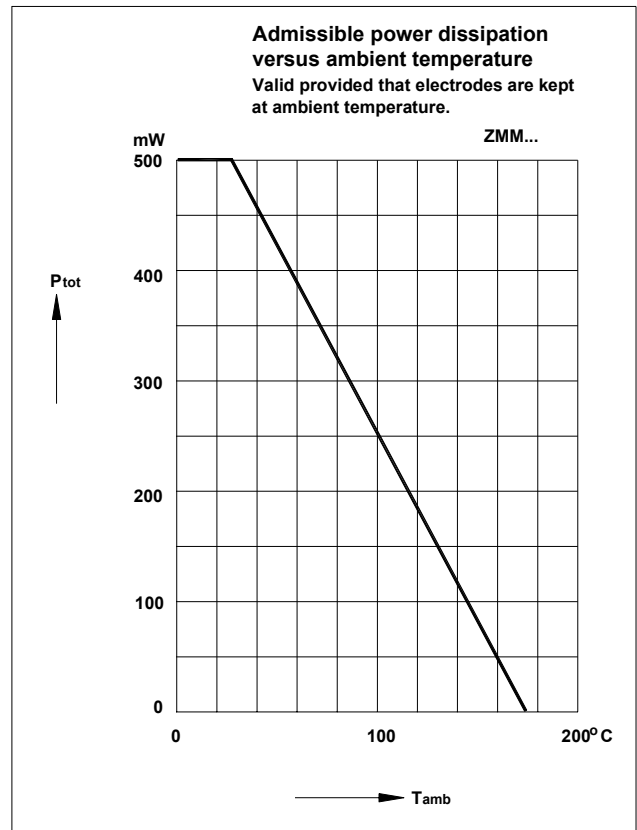
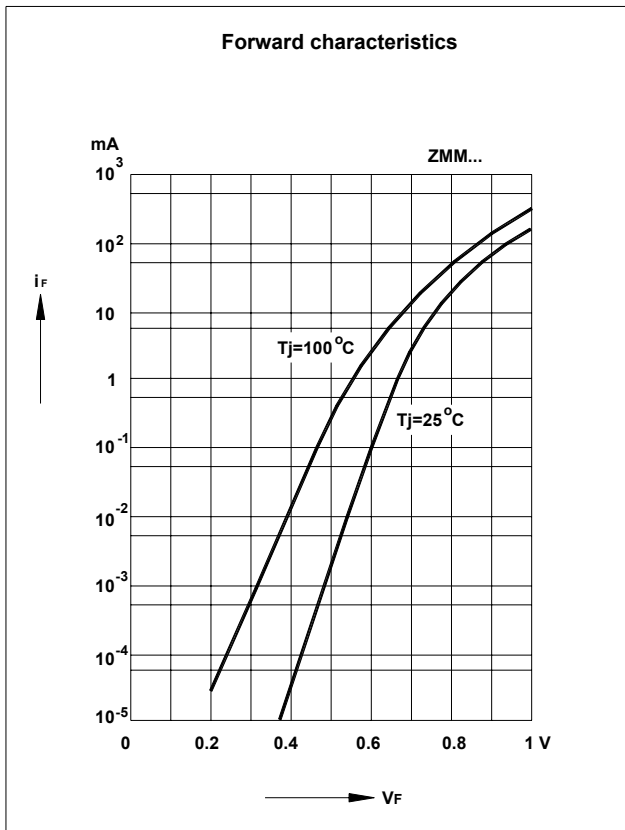
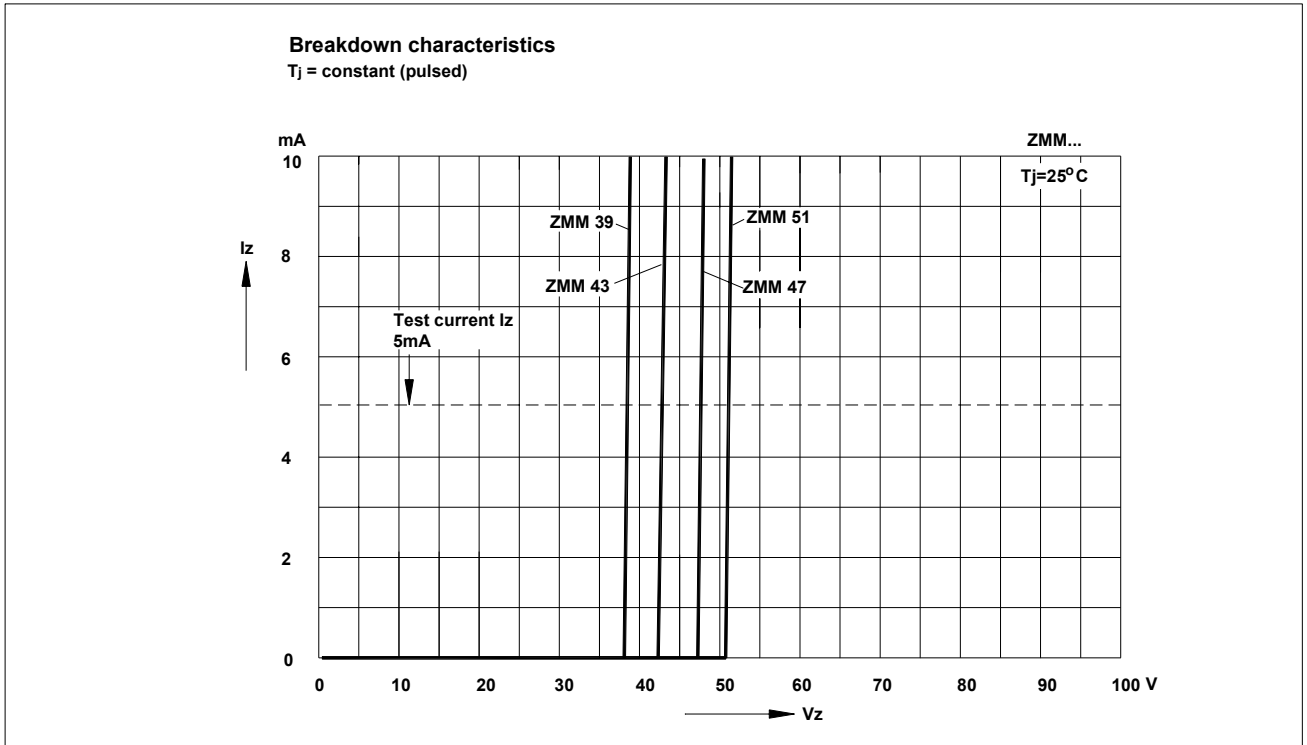


ISO 9001:2000
 Certificate No. 3559-1996-AQ-RGC-RVA

Dated : 03/05/2003

POWER SKY (H.K.) LTD.

ZMM 1...ZMM200



SEMTECH

Sales by Power Sky (HK) Ltd.

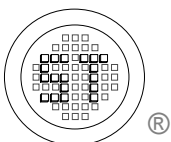
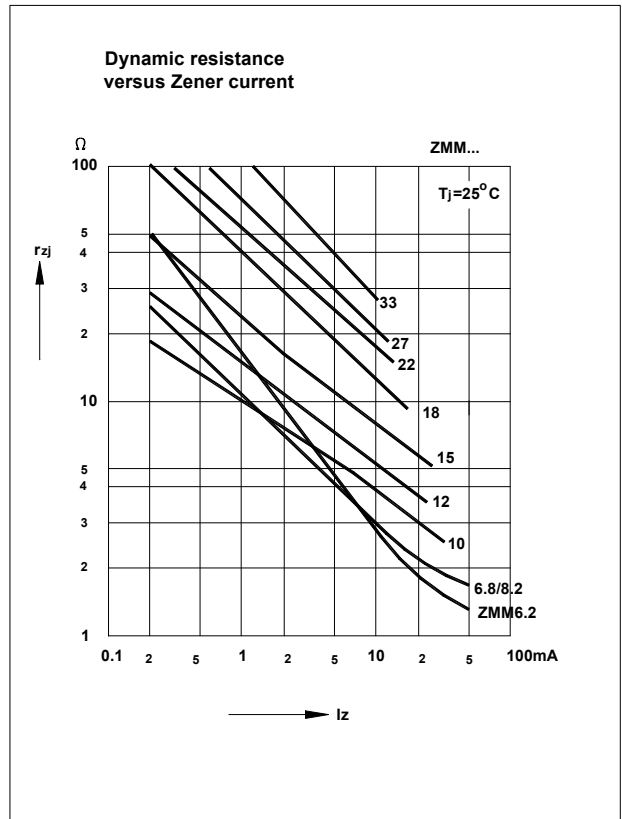
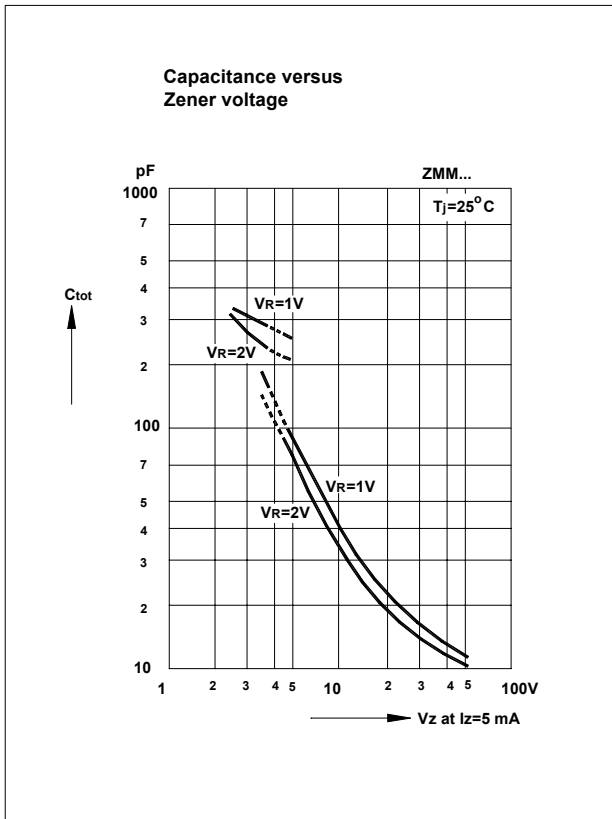
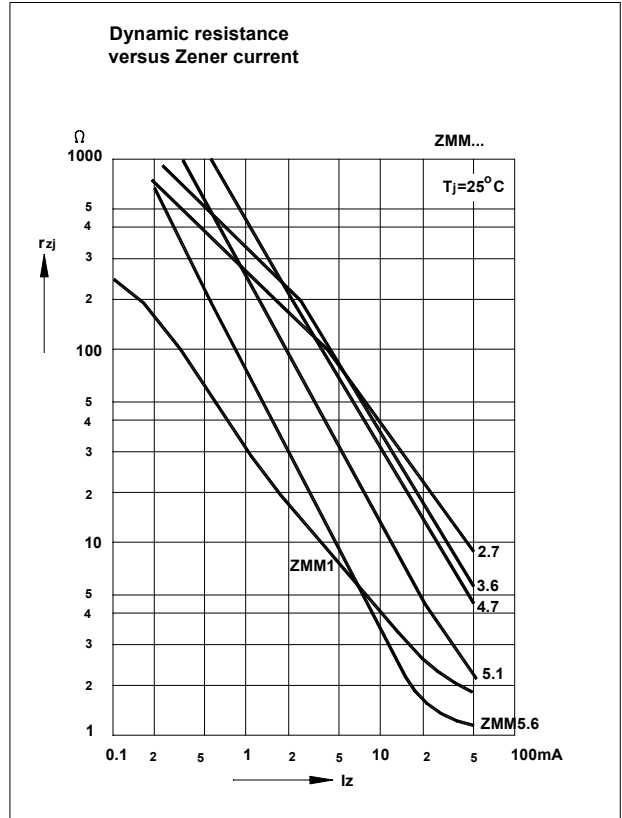
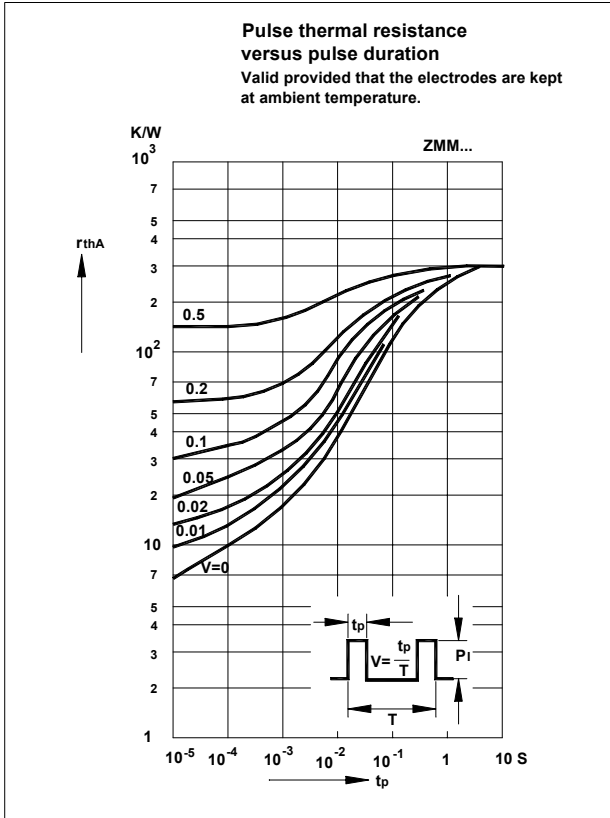


ISO 9001:2000
 Certificate No. 3559-1996-AQ-RGC-RVA

Dated : 03/05/2003

POWER SKY (H.K.) LTD.

ZMM 1...ZMM200



SEMTECH

Sales by Power Sky (HK) Ltd.

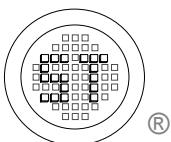
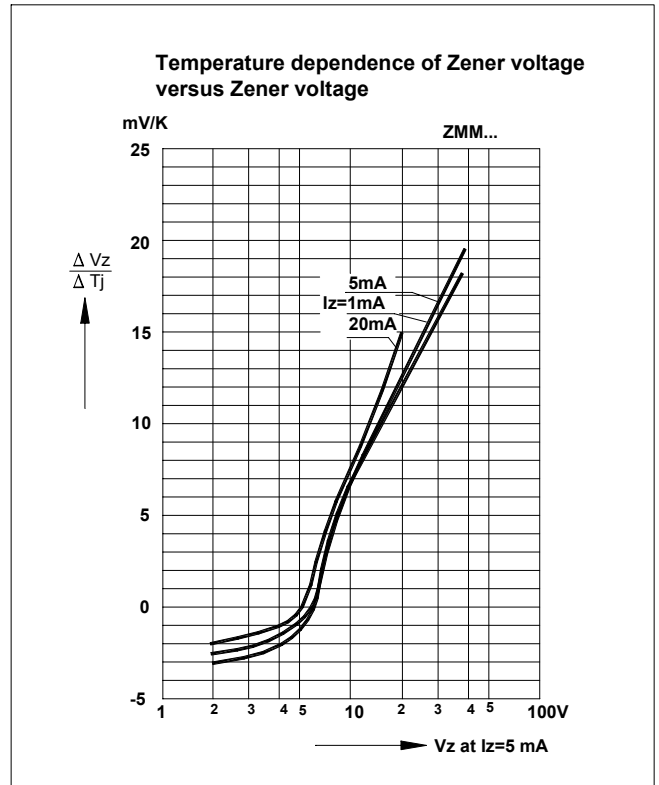
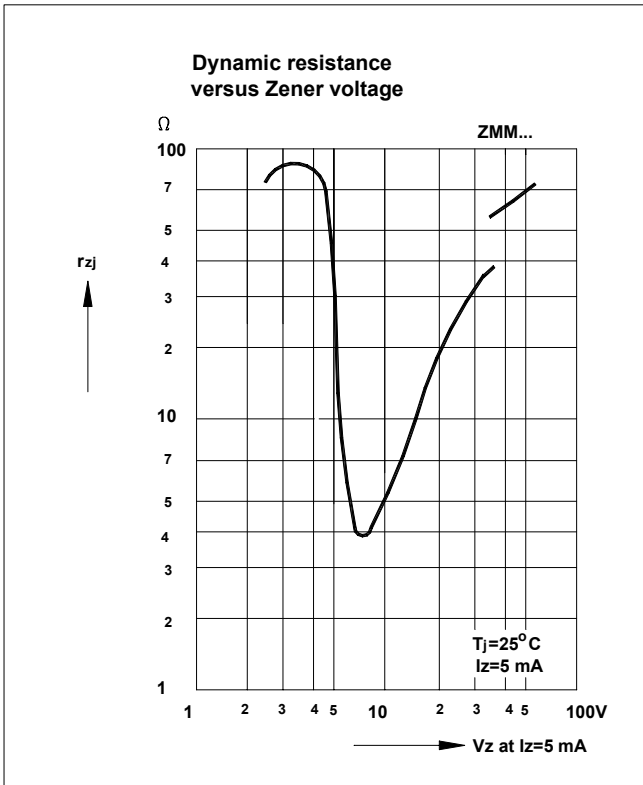
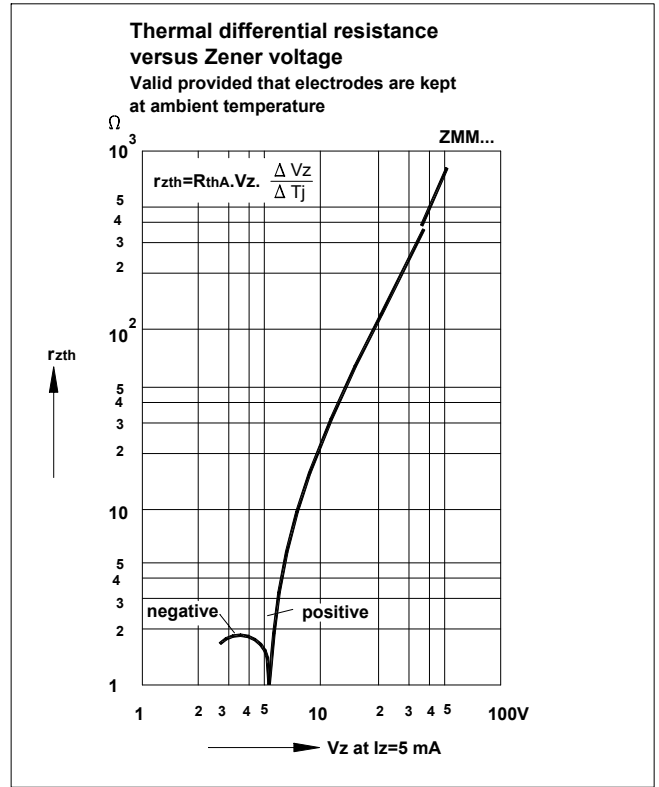
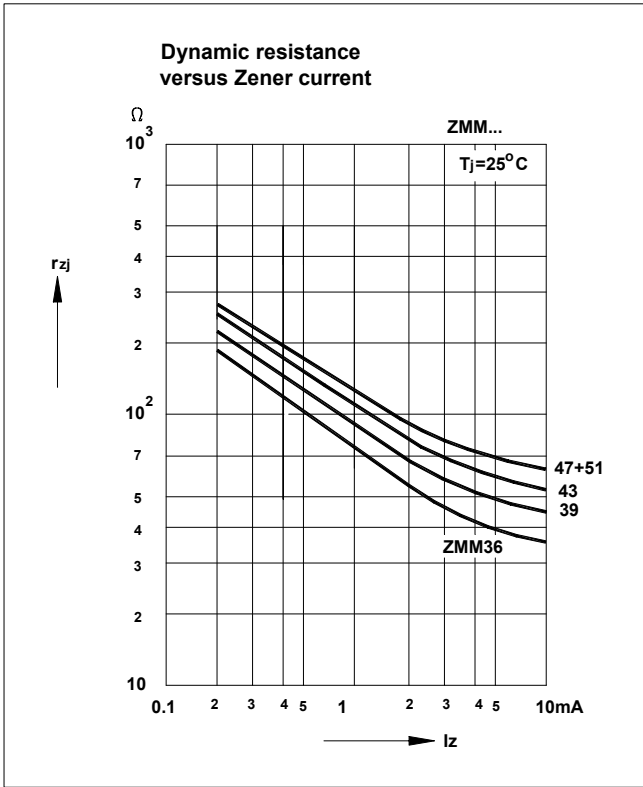


ISO 9001:2000
Certificate No. 3559-1996-AQ-RGC-RVA

Dated : 03/05/2003

POWER SKY (H.K.) LTD.

ZMM 1...ZMM200



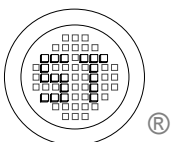
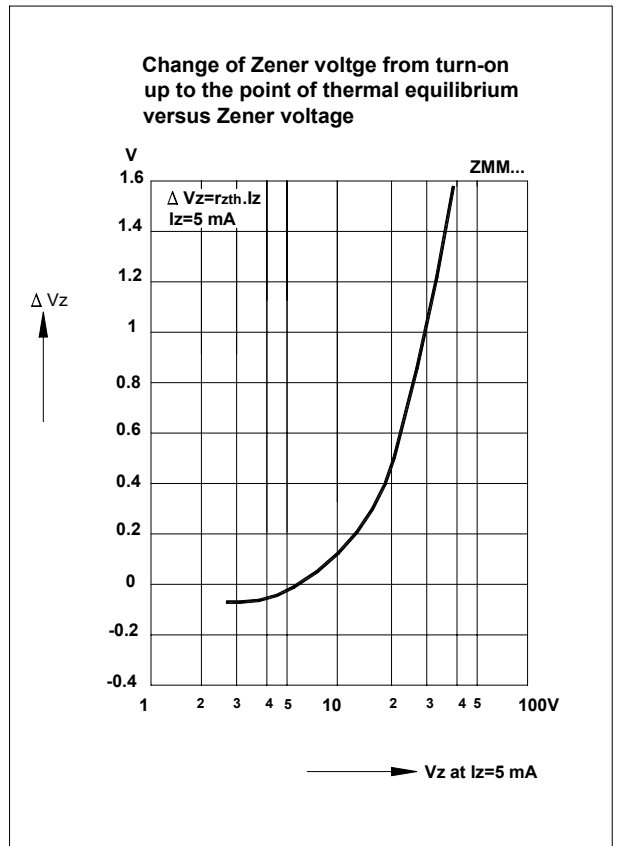
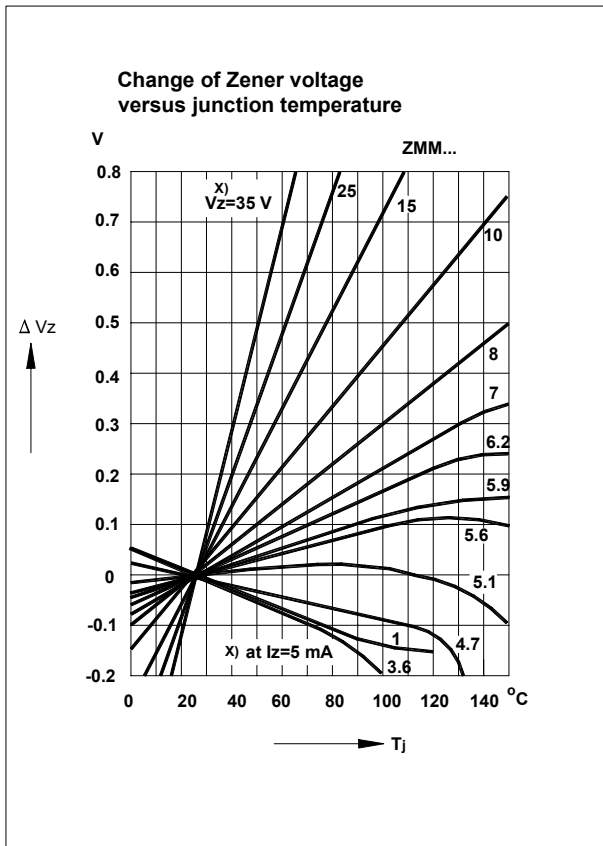
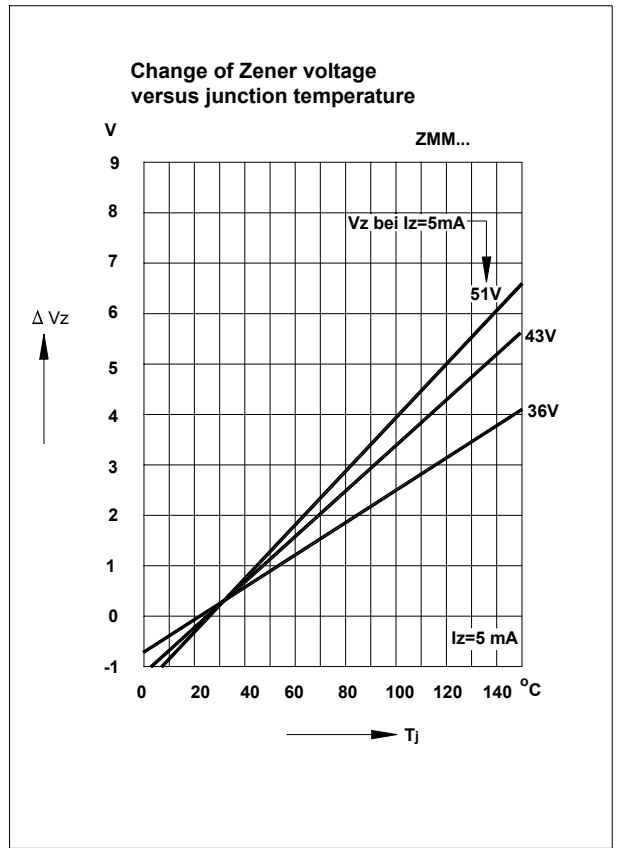
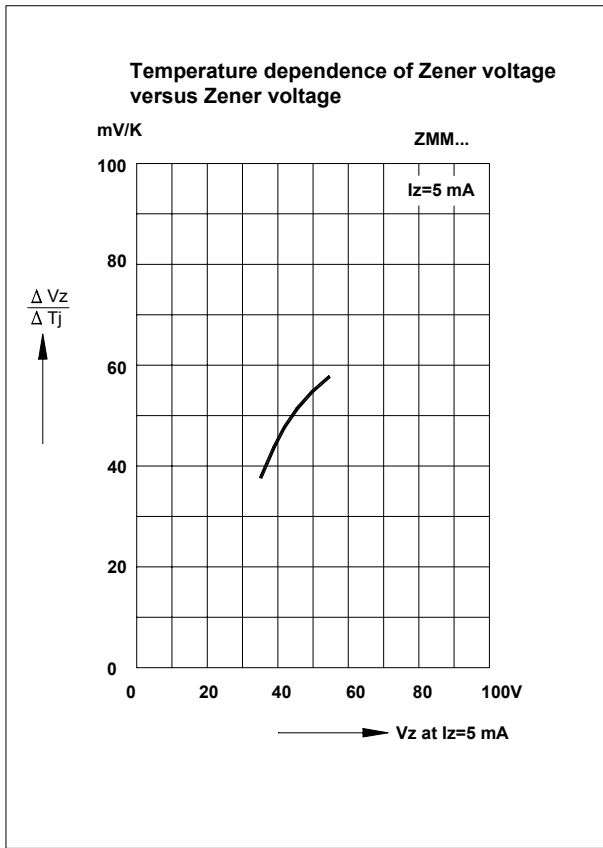
SEMTECH

Sales by Power Sky (HK) Ltd.



ISO 9001:2000
Certificate No. 3559-1996-AQ-RGC-RVA

Dated : 03/05/2003



SEMTECH



Sales by Power Sky (HK) Ltd.

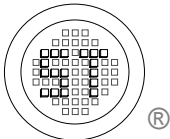
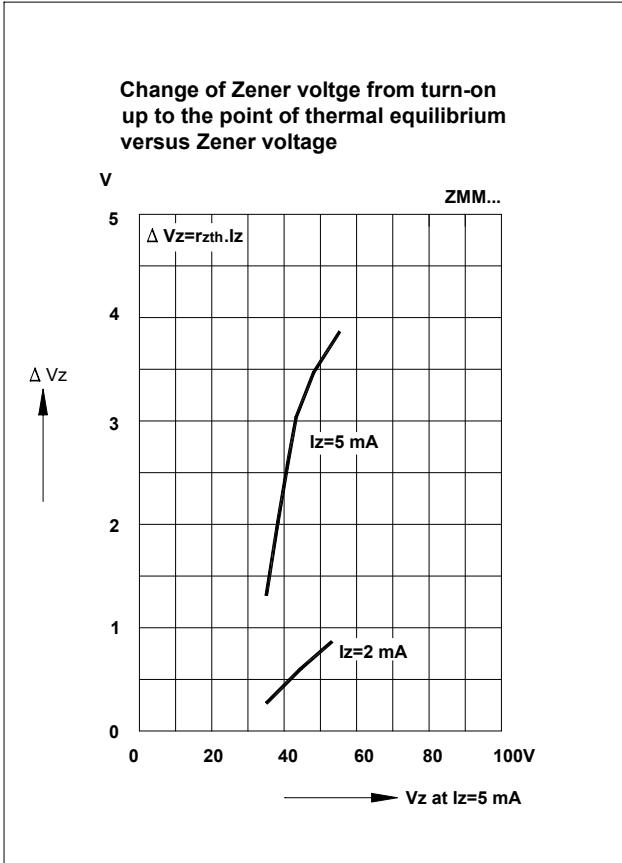


ISO 9001:2000
Certificate No. 3559-1996-AQ-RGC-RVA

Dated : 03/05/2003

POWER SKY (H.K.) LTD.

ZMM 1...ZMM200



SEMTECH

Sales by Power Sky (HK) Ltd.



ISO 9001:2000
Certificate No. 3559-1996-AQ-RGC-RVA

Dated : 03/05/2003